

2015-2016

**MILO**

# Community School

**School Council Report**

*Empowering  
lifelong learners.*

# 1. School Data: Highlights

## Accountability Pillar Results:

- Excellent **Safe and Caring** 94% compared to provincial average 89%
- **Education Quality** remains high at 89% tied with the province
- **Work Preparation** 85% compared to provincial average 82%
- **Citizenship** scored high at 84% compared to the province at 83%

## Provincial Achievement Tests:

- Grade 6 ELA Writing 70% compared to the provincial average of 66%
- Grade 6 Math 60% compared to the provincial average of 60%
- Grade 6 Science 68% compared to the provincial average of 68%
- Grade 6 Social 68% compared to the provincial average of 66%

# 1. School Data: Areas for Improvement

## Accountability Pillar Results:

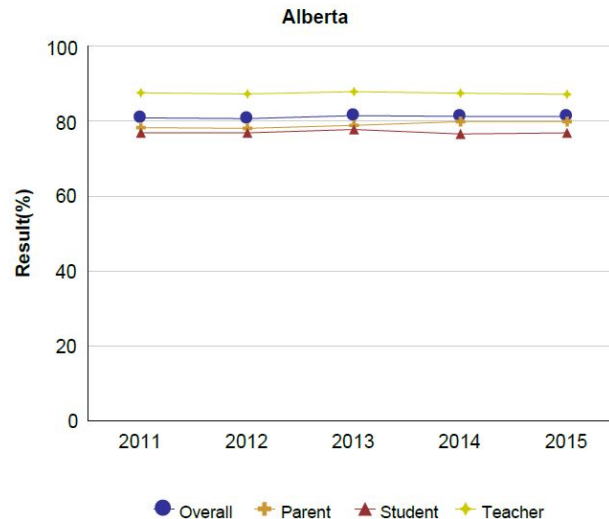
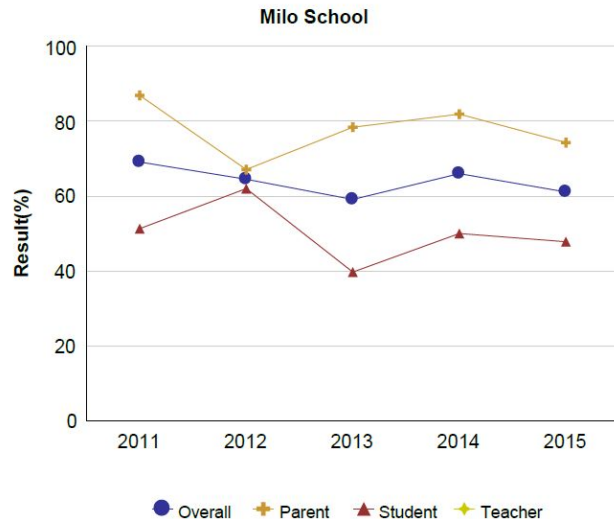
- **Student Learning Opportunities** is an overall issue at 61% compared to 81% of province
- **Parental Involvement has been flagged as a significant area of concern** at 60% compared to the province at 80%
- **Student Learning Achievement has been flagged as a significant area of concern** with 69% of students at an acceptable standard and only 5 % in a standard of excellence, compared to 19% in the province
- **School Improvement has been identified as an issue** at 69% with the province at 79%

## Provincial Achievement Tests:

- Grade 9 ELA Writing 51% compared to the provincial average of 67%
- Grade 9 Math 38% compared to the provincial average of 58%
- Grade 9 Science 36% compared to the provincial average of 65%
- Grade 9 Social 48% compared to the provincial average of 62%

## 2. Areas for Improvement

**Student Learning Opportunities:** Percentage of teachers, parents and students satisfied with the opportunity for students to receive a broad program of studies including fine arts, career, technology, and health and physical education.

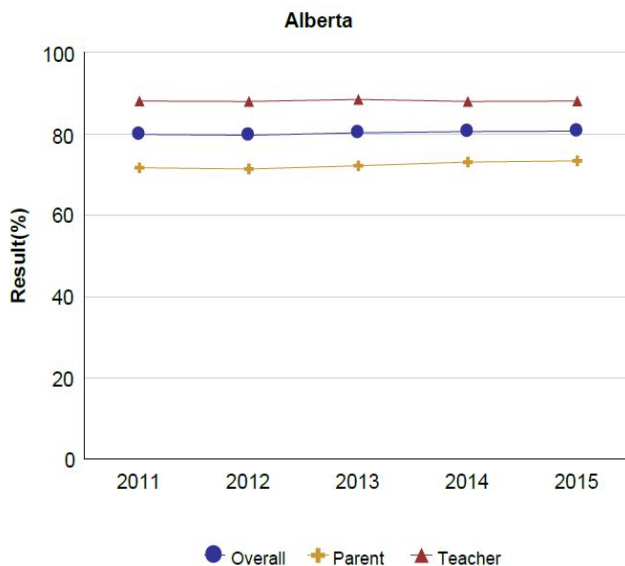
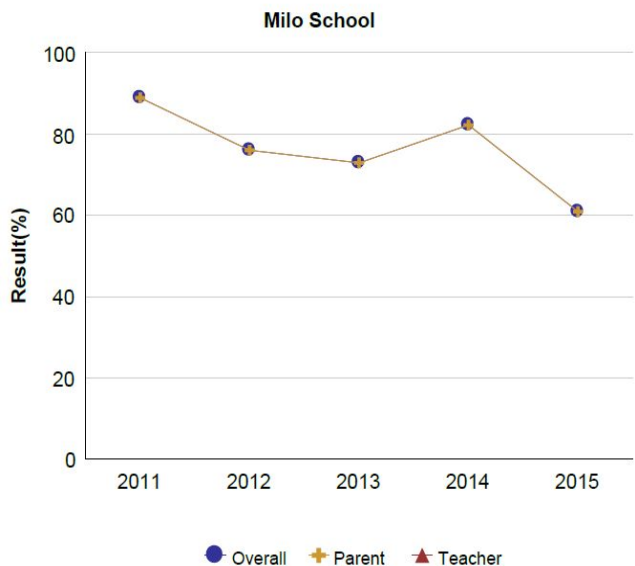


### Action Required:

1. Enhance our class offerings for health, art, drama, and music
2. Make offerings exciting and clear for students
3. Communicate with parents about new & varied learning opportunities

## 2. Areas for Improvement

**Parental Involvement:** Percentage of teachers and parents satisfied with parental involvement in decisions about their child's education.



### Action Required:

1. Build an action plan for improvement with parent council
2. Collaborate with parents on school planning & activities
3. Creatively involve parents in school activities

# 2. Areas for Improvement

## Student Achievement:

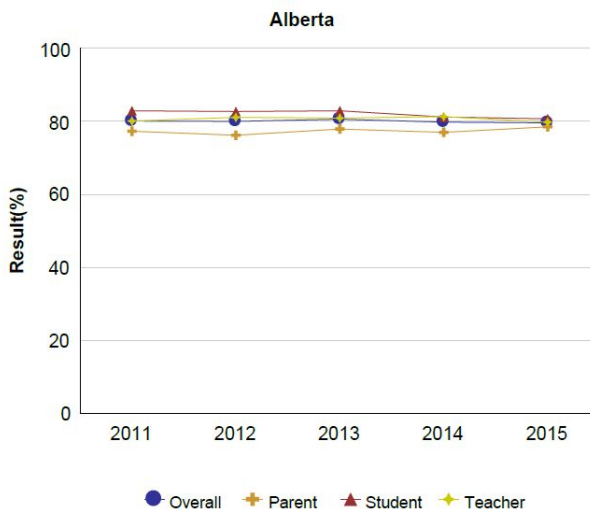
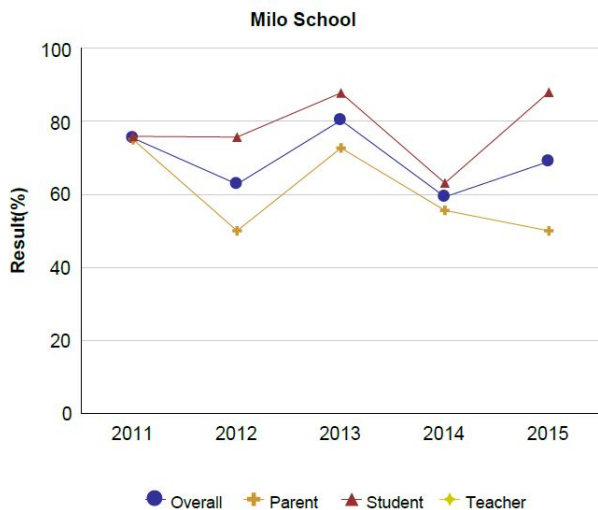
Course		Measure		Milo School						Alberta				
				Achievement	Improvement	Overall	2014		Prev 3 Yr Avg		2014		Prev 3 Yr Avg	
							N	%	N	%	N	%	N	%
<a href="#">English Language Arts 3</a>	Acceptable Standard	Very Low	Declined	Concern	6	66.7	8	100.0	16,235	78.0	44,576	81.7		
	Standard of Excellence	Very Low	Maintained	Concern	6	0.0	8	12.5	16,235	15.3	44,576	18.6		
<a href="#">French Language Arts 3</a>	Acceptable Standard	n/a	n/a	n/a	n/a	n/a	n/a	n/a	966	74.6	3,319	80.8		
	Standard of Excellence	n/a	n/a	n/a	n/a	n/a	n/a	n/a	966	10.4	3,319	14.3		
<a href="#">Français 3</a>	Acceptable Standard	n/a	n/a	n/a	n/a	n/a	n/a	n/a	358	78.2	540	83.1		
	Standard of Excellence	n/a	n/a	n/a	n/a	n/a	n/a	n/a	358	7.0	540	15.1		
<a href="#">Mathematics 3</a>	Acceptable Standard	*	*	*	6	*	8	62.5	16,202	74.0	44,562	76.9		
	Standard of Excellence	*	*	*	6	*	8	25.0	16,202	25.1	44,562	25.7		
<a href="#">English Language Arts 6</a>	Acceptable Standard	Very High	Maintained	Excellent	9	100.0	6	91.7	45,704	81.9	43,581	82.7		
	Standard of Excellence	Very Low	Maintained	Concern	9	0.0	6	0.0	45,704	17.6	43,581	17.5		
<a href="#">French Language Arts 6</a>	Acceptable Standard	n/a	n/a	n/a	n/a	n/a	n/a	n/a	2,752	88.0	2,609	89.1		
	Standard of Excellence	n/a	n/a	n/a	n/a	n/a	n/a	n/a	2,752	15.6	2,609	16.9		
<a href="#">Français 6</a>	Acceptable Standard	n/a	n/a	n/a	n/a	n/a	n/a	n/a	531	90.6	474	92.4		
	Standard of Excellence	n/a	n/a	n/a	n/a	n/a	n/a	n/a	531	17.1	474	20.4		
<a href="#">Mathematics 6</a>	Acceptable Standard	Low	Maintained	Issue	9	66.7	6	83.3	45,617	73.5	43,599	73.8		
	Standard of Excellence	Very Low	Declined	Concern	9	0.0	6	16.7	45,617	15.4	43,599	17.0		
<a href="#">Science 6</a>	Acceptable Standard	Low	Maintained	Issue	9	66.7	6	83.3	45,608	75.9	43,551	77.2		
	Standard of Excellence	Very Low	Declined	Concern	9	0.0	6	33.3	45,608	24.9	43,551	26.4		
<a href="#">Social Studies 6</a>	Acceptable Standard	Low	Maintained	Issue	9	66.7	6	83.3	45,593	70.4	43,540	72.3		
	Standard of Excellence	Very Low	Declined	Concern	9	0.0	6	25.0	45,593	16.6	43,540	19.0		

### Action Required:

1. Build an action plan and standards for improved learning and assessment
2. Focus on building new and innovative literacy approaches
3. Use research-based practices

## 2. Areas for Improvement

**School Improvement:** Percentage of teachers, parents and students indicating that their school and schools in their jurisdiction have improved or stayed the same the last three years.



### Action Required:

1. Encourage students to share with parents more about school and what they like about it
2. Openly discuss the school's plans, goals and focus

# 3. School Goals

## Safe and Caring



Continue to creatively build a safe and caring school which builds global life-long learners

- IB programming, initiatives and profiles and reflection
- Embracing diversity, individuality and life-long learning
- Enhance student programming
- Improve communication and creative marketing

## Literacy



Improve and enhance literacy programming to increase student achievement results

- School-wide daily literacy time, methods and strategies for enhancing reading and writing
- Response to Intervention Model
- Research best practices
- Self-assessments/checks, student tracking of progress and reflections

## Assessment



Improve and enhance assessment practices to increase student achievement results

- Develop school-wide standards for assessment practices, quality learning and strategies
- Research best practices
- Use varied forms of assessment: self-assessments, rubrics, reflections and portfolios



## 4. New Initiatives

- **Scheduling - maximizing potential:** teacher experts for junior high meant changes in elementary: additional teacher for Math 9 and Health
- **New Art and Band options** for grade 5-9 meant creative scheduling
- **EXPLORE IT is a school-wide literacy strategy:** an exciting time for students to explore literacy in various activities which teach and assess reading and writing skills
- Begin a **Response to Intervention** approach to supporting struggling readers



## 4. New Initiatives

- FLEX is a 25 minute period at the end of the day for reflection, IB Learner Profile lessons, and special activities with cross-graded Dream Teams and more options offerings.
- **Learning Commons** is a new term for the library - as a place for learning with books, technology and collaboration
- **Develop a literacy framework and assessment standards** which are formative and summative, and support the Ministerial Order for student learning



Milo School's mission is

# *Empowering Lifelong Learners...*

As an IB school, we strive to be an engaging, collaborative, and global community.

We **believe** in:

- High Expectations
- Student Leadership
- Family Values

We **value**:

- Student Diversity
- Active Inquiry
- Reflective Practices

reflective  
principled  
knowledgeable  
open-minded  
inquirer  
caring  
communicator  
risk-taker  
balanced  
thinker





**This year's  
school  
theme...**



# Teacher Reports

**Mrs.  
Bernie Kirk  
Grade 1-3**

**Mrs.  
Rebecca  
Holgate  
Grade 4-9  
ELA & Social**

**Ms.  
Rusty Tannant  
Grade 4-9  
Math & Science**

## 5. Action-Required

### Band

Improves student programming  
Connected to and supports curriculum

### Instruments needed:

#### Options:

- to purchase, long term
- to rent, short term
- subsidy program for families

#### Flutes

- 1 Generic 302 \$299 Silver plated, closed holes, C foot
- 2 Armstrong 104 \$430 Silver plated, closed holes, C foot

#### Clarinets

- 1 Generic 422 \$419 Silver plated keys
- 2 Leblanc Vito V7214WC \$606 Woodshell case

#### Trombones

- 1 Generic 266 \$449
- 2 Conn 23H \$772

That is an average cost of \$495 plus tax for each instrument. The first option is cheaper and will suffice for a new program. The second option for each instrument is of course more expensive but these instruments will last much longer.

As for their rental. We are conservatively looking at \$30 per month for each instrument. (\$30 x 10 months is \$300 per year)

This gives us an average cost of \$422 plus tax for each instrument. The 3 options listed for each instrument go down in price and also in quality. As for their rental, we are looking at a similar cost per month as Bandstand.



# 5. Action-Required

## Marine Biology Trip

Every 3 years

Which grade? Curricular connections?

\$12-13,000 per 17 students

Approx \$2000 per student

Trips run 4-5 days (5 is best) with an option to arrive the evening prior in order to maximise our time aboard the boat on day 1. Students may board the vessel after 7PM (following dinner on their own) for an orientation and cabin assignment.

2016 rates based on 5 days

Island Odyssey

(Max 17 passengers incl 2 supervisors)

\$2450 per day x 5 days = \$12,250 + 5% GST = CAD \$12,862.50

Island Roamer

(Max 20 passengers incl 2 supervisors)

\$2565 per day x 5 days = 12,825 + 5% GST = CAD \$13,466.25

Early arrival - \$650 + 5% GST

All that is required to reserve dates is a \$1000 deposit per vessel.

We have both the Island Roamer and Island Odyssey available March 9-13, 2016 and Island Odyssey starting mid April (April 18-22).